

# Campers

Aliner / Cruiser / Cruiseline / Sportliner / Weekender

Avan



**“Avan....others follow”**

**Avan**  
CAMPERS CARAVANS  
MOTORHOMES





Whether it be a weekend getaway or an extended adventure, the Avan camper range has a model to suit every recreational need. The unique smart design allows simple set-up and pack down giving you more time to enjoy your new surroundings. The entire Avan camper range is compact, light weight, easy to tow and great on fuel economy.

**Avan**<sup>™</sup>  
CAMPERS CARAVANS  
MOTORHOMES





# Avan Advantage

The original Avan camper has long been Australia's most popular 'no canvas' camper.

Thanks to unique engineering design, the Avan camper is 100% solid wall construction and can be assembled in under 30 seconds! The super-strength smooth panel construction, insulated interior and tinted windows provide greater comfort and security than any other folding camper. Giving you peace of mind.

Built on Avan's durable Centurion Chassis, all Avan's camper models are versatile enough to take you around the country or just out of town. Clever interior designs can accommodate a family in comfort, while our standard features include 90 Litre fridge, cook-top, deep bowl sink, high-tech construction furniture and ample storage for your holiday essentials.



## Super Strength Smooth Panels

- Superior insulation properties
- Cooler in summer / warmer in winter
- Dent resistant
- Impact resistant
- Easy to clean
- Less maintenance
- Light Weight
- Easy to tow
- 30 second set-up
- Greater security
- Choice of colours exterior/interior

# Aliner



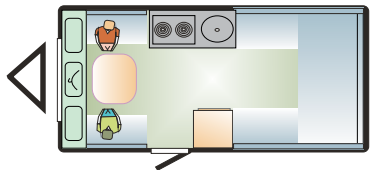
The original Avan ! The Aliner has timeless appeal and six layout options. All giving that unique travel experience. Ample storage, sleeping space & kitchen / dining facilities continue to make the Aliner one of the most popular options in the Avan range.

The Aliner is designed for rapid set-up and pack-down, allowing you more time to enjoy your surroundings.

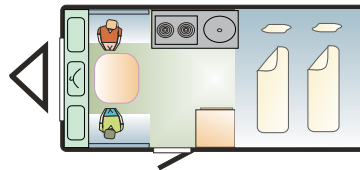
## Aliner Specifications

EXTERNAL BODY LENGTH	368mm/12'1"
INTERIOR BODY LENGTH	3380mm/11'1"
TOTAL GARAGE LENGTH	4850mm/15'11"
TRAVEL HEIGHT	1650mm5'5"
INTERIOR HEIGHT	2580mm/8'6"
WIDTH	2075mm6'10"
APPROX. BALL WEIGHT	65 KG
APPROX. TARE WEIGHT	800 KG

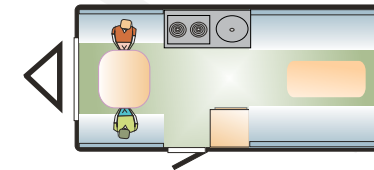
## Aliner Layouts




Lounge converts to double bed  
Aliner 2B



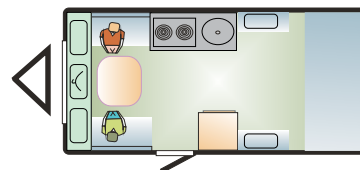
Seats convert to single bed  
Aliner 1D



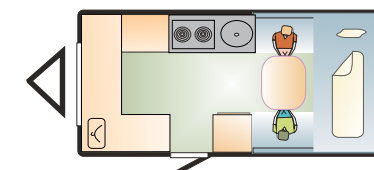
Rear dinette converts to double bed  
Aliner 1



Seats convert to double bed  
Aliner 3



Sofa convert to double bed  
Aliner 3C



lounge convert to double bed  
Aliner 4A



# Cruiser & Cruiselineer

With additional size and living space, the Cruiselineer and Cruiser models feature higher road clearance, upgraded chassis and bigger tyres than the Aliner model. The Cruiselineer comes with an additional large front storage boot allowing you to take away all your holiday essentials. These high mobility campers are available in a range of layouts to suit the single adventurer or family travellers. The new sleek designs are a breeze to tow giving you greater fuel economy. The Cruise and Cruiselineer now come in optional titanium finish with black checkerplate protection for your camper.

## Cruiser Specifications

EXTERNAL BODY LENGTH	3930mm/12'11"
INTERIOR BODY LENGTH	3615mm/11'10"
TOTAL GARAGE LENGTH	5180mm/17'
TRAVEL HEIGHT	1720mm/5'8"
INTERIOR HEIGHT	2440mm/8'
WIDTH	2075mm/6'10"
APPROX BALL WEIGHT	70 KG
APPROX. TARE WEIGHT	865 KG

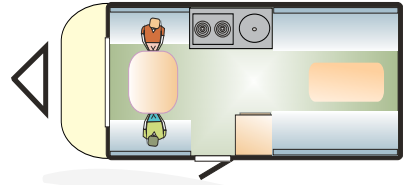


## Cruiselineer Specifications

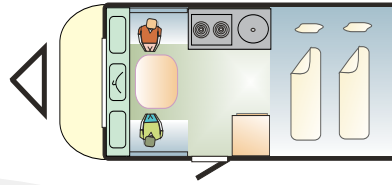
EXTERNAL BODY LENGTH	4440mm/14'7"
INTERIOR BODY LENGTH	3615mm/11'10"
TOTAL GARAGE LENGTH	5765mm/18'11"
TRAVEL HEIGHT	1720mm/5'8"
INTERIOR HEIGHT	2440mm/8'
WIDTH	2075mm/6'10"
APPROX BALL WEIGHT	100 KG
APPROX. TARE WEIGHT	910 KG



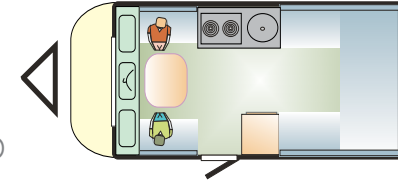
# Cruiser & Cruiselineer Layouts



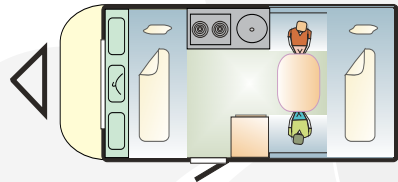
Rear dinette converts to double bed  
Cruiser/Cruiselineer 1



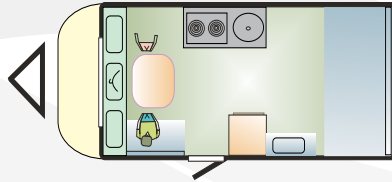
Seats convert to single bed  
Cruiser/Cruiselineer 1D



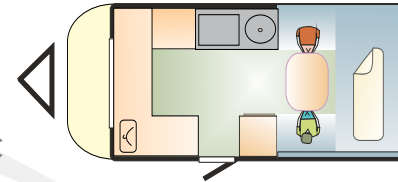
Lounge converts to double bed  
Cruiser/Cruiselineer 2B



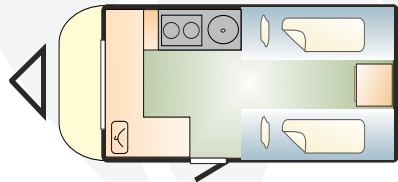
Seats convert to double bed  
Cruiser/Cruiselineer 3



Sofa converts to double bed  
Cruiser/Cruiselineer 3C



lounge converts to double bed  
Cruiser/Cruiselineer 4A



Kitchen with single beds  
Cruiser/Cruiselineer 5

\* allow approximately 30kg extra for adventure pack option.







# Interior Standard Features

*Aliner, Cruiser & Cruiselineer*

- Fully insulated for all season comfort
- Tinted windows & curtains
- Auxiliary battery pack with charger
- Full 12 volt power supply
- 90 Litre 3-way fridge
- Electric hot water service
- Two-burner cook-top
- Large dome over lounge
- Twin roof vents
- Deluxe floor coverings
- Earth leakage protection
- Fire extinguisher
- Additional interior size and living space (Cruiser & Cruiselineer)

Layouts & features are subject to change without notice  
Please check with your dealer prior to purchase.



# Exterior Standard Features

## *Aliner, Cruiser & Cruiselineer*

- Super-strength smooth panel construction
- Effortless spring-assisted setup
- Low profile for easy towing
- Two-piece arched entry door
- Anodized aluminium extrusions
- One-piece flooring (no butt joins)
- 2 x 4 kg gas bottles and regulator
- Sports wheels
- Mounted spare wheel
- Lockable side wall mains water connection
- 63 litre water storage tank
- 100mm storage bumper
- Swing-up jockey wheel
- Electric brakes
- Independent suspension & shocks
- 240volt external power point
- External baggage door
- Step light
- Large front storage boot (Cruiselineer only)
- Higher road clearance (Cruiser & Cruiselineer only)
- Hot-dipped galvanized Centurion Chassis with upgrade specification
- Light truck tyres (Cruiser & Cruiselineer only)





# Sportliner



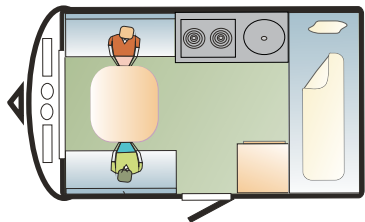
The Sportliner is the perfect camper for that quick weekend getaway or the 'no-fuss' travel accommodation. Compact, lightweight and easy-to-tow, the Sportliner makes set-up and pack down a simple process. Ideally suited to either couples or single person travel the Sportliner's weight and design is great for fuel-economy. Now available in three layout options.

## Sportliner Specifications

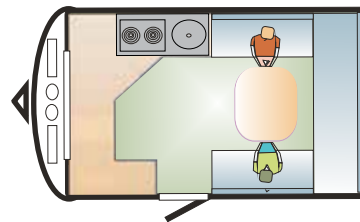
EXTERNAL BODY LENGTH	2680mm/8'9"
INTERIOR BODY LENGTH	2390mm/7'10"
TOTAL GARAGE LENGTH	4000mm/13'1"
TRAVEL HEIGHT	1610mm/5'4"
INTERIOR HEIGHT	2160mm/7'1"
WIDTH	2075mm/6'10"
APPROX BALL WEIGHT	60 KG
APPROX. TARE WEIGHT	680 KG



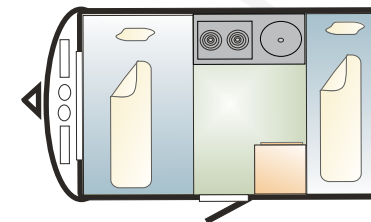
## Sportliner Layouts



Sportliner



Sportliner CL



Sportliner SB



# Sportliner Interior Standard Features

- Fully insulated for all season comfort
- Tinted windows & curtains
- Auxiliary battery pack with charger
- Full 12 volt power supply
- 90 Litre 3-way fridge
- Electric hot water service
- Two-burner cook-top
- Large dome over lounge
- Deluxe floor coverings
- Earth leakage protection
- Fire extinguisher

# Sportliner Exterior Standard Features

- ¾ fixed dome (front)
- 1 x large fixed dome (rear)
- Hot-dipped galvanized Centurion Chassis
- Super-strength smooth panel construction
- Effortless spring-assisted
- Low profile for easy towing
- Two-piece arched entry door
- Anodized aluminium extrusions
- One-piece flooring (no butt joins)
- 2 x 4 kg gas bottles and regulator
- Sports wheels
- Mounted spare wheel
- Lockable side wall mains water connection
- 63 litre water storage tank
- 100mm storage bumper
- Swing-up jockey wheel
- Electric brakes
- Independent suspension & shocks
- 240volt external power point
- External baggage door
- Step light





# Aliner / Cruiser / Cruiseline / Sportliner Optional Upgrades

- Allure Pack interior colour scheme
- Titanium exterior colours
- Black checker plate exterior
- Alternative fixed & wind-out dome configurations
- Air-conditioner
- Annexe
- Microwave oven
- External shower
- Radio/CD with fitted speakers
- Solar panel 20watt or 50watt
- LED reading lights
- Additional baggage door
- Porta Potti

## Adventure Pack - for that additional light off-road comfort

The Adventure Pack boasts a host of additional features specifically designed for the more serious camper allowing for more rugged touring off the highway.

- 15" alloys
- Chassis suspension upgrade for additional road clearance
- Scratch-resistant paintwork
- Extra-large jockey wheel

## Weekender

The weekender is as it suggests, the perfect accessory for that weekend away. Be on the road in minutes with this portable accommodation option. With plenty of storage, lighting and power points the weekender is ideal for that spur of the moment trip away. For additional luxury include a slide out kitchen and annex options.

EXTERNAL BODY LENGTH	2650mm/ 8'9"
INTERIOR BODY LENGTH	1900mm/6'3"
TOTAL GARAGE LENGTH	3700mm/12'2"
TRAVEL HEIGHT	1850mm/6'1"
INTERIOR HEIGHT	1250mm/4'2"
WIDTH	1970mm/6'6"
APPROX BALL WEIGHT - STANDARD	35 KG
- ADVENTURE PACK	70 KG
APPROX. TARE WEIGHT - STANDARD	415 KG
- ADVENTURE PACK	625 KG





## Weekender Standard Features

- 2 x reading lights
- 3 x internal power points
- Spare wheel
- 1 roof vent

## Weekender Adventure Pack

The 'Adventure Pack' boasts a host of additional features specifically designed for the more serious camper. Whether its off the highway or the overnight getaway the adventure pack Weekender is guaranteed to enhance your experience.

## Adventure Pack Standard Features

- Chassis & suspension upgrade
- 15" alloys
- 95 amp hour deep-cycle battery with built-in charger/transformer
- 10 metre 240volt external power lead
- 63ltr water tank
- 12v water pump

- Front stone deflector
- Front storage box
- 4.5kg gas bottle
- Input for mains pressure water
- Slide out kitchen with cook-top & sink
- Annex
- Oversize jockey wheel



\*Remember, certain off-highway conditions will not be suitable for towing. If unsure, leave the weekender back at base and take the 4WD alone





## Hand Crafted Interiors

Avan incorporates its own specialised construction of the interior furniture in all its vans. Edge-banded timber construction produces a sophisticated and appealing living environment while providing the durability for holidaying use. Fine craftsmanship and technology ensures a superior finish is standard. While a versatile day/night configuration allows you to enjoy greater comfort in your own home on wheels.



## Strengthened Aerodynamic Exterior Panels

Avan has 20 years of manufacturing experience in bonded panel construction. Our unique insulated sandwich panel side walls, with ply re-enforced aluminium outer skin, are built to withstand the rigours of travel and camping life. Our trademark sleek lines and smooth finish have been at the forefront of industry innovation and forced the competition to follow.

The construction process incorporates styrene foam insulation, 2 x layers of ply and smooth pre-painted aluminium outer panels for ultimate styling. The smooth pre-painted aluminium outer panels offer unique advantages over fibreglass including: superior strength, lower weight per square metre, surface style, UV-resistance, aging resistance and low dirt-retention.



## Superior Centurion Chassis

Unique to Avan, the Centurion Chassis offers superior support for your Camper. Hot dipped galvanized steel ensures that your Avan will remain protected from corrosive elements that can fatigue other types of chassis. Intelligent engineering design maximizes strength and resistance to torsion and compression via pressed hole cross-members. The unique design also allows better protection to electrical wiring running underneath your van. For your long-term peace of mind, choose the Avan Centurion Chassis.





# Avan

Illustrations are not always standard units. Plans, dimensions and weights are subject to change without notice due to ongoing design and development of product and are subject to © copyright. All patents pending.

Reproduction of colours and materials in photographs are as accurate as possible at time of printing. Colours, weights and materials may vary at time of manufacture.

Please check with your Avan dealer to ensure your chosen van specifications, equipment and colours are available prior to placing order.

© Copyright 2014. \* Special thanks to Gumbuya Park, Tynong Victoria. for location photography.

Copyright Avan Campers, Caravans, MotorHomes 2014 | [www.avan.com.au](http://www.avan.com.au)



20 Years of Manufacturing Excellence



Approx. 25,000 vans built



Australian Owned / Australian Made



Leading Edge Design



Superior Strength Smooth Panel Construction.



12 Month limited Warranty

Authorised Dealer