



JURGENS
Skygazer
J22Series



**ENGINEERED FOR
ADVENTURE**

You'll be surprised just how many vehicles are capable of towing this van. The Skygazer is right at home behind many medium cars and SUVs.



18ft Caravan



Sleeps 2



Queen/Double



Single Beds

Tare Weight
Under
1500kg



Medium Car



Ensuite



Reverse Cycle
Air Con



**DIRT ROAD
CAPABLE**



THE JURGENS STORY

Our goal is to create the best caravans possible through intelligent design, genuine build quality and comprehensive testing.

We place emphasis on safe and efficient towing through engineering strength in where it is needed and taking weight out where it is not. Our products are light but not the lightest. We take into account building in all the features Australians expect and making a product tough enough for Australian conditions.

We appreciate style and understand how to optimise space for practical and comfortable living.

We have locally designed and built thousands of caravans in Australia developed specifically for our market since 2008.

Plus every Australian built Jurgens Caravan carries the DNA of 60 years international manufacturing experience. We are part of one of the largest caravan manufacturers in the southern hemisphere. Jurgens has been manufacturing in South Africa since 1952 and have built over 100,000 caravans.

We back our product with an industry leading factory warranty. We encourage you to compare us against our competitors. We are confident we have a lot to offer.

Built in Australia

**60+ YEARS
HERITAGE**

**3 Year
FACTORY WARRANTY**



CLEVER STYLISH INTERIORS

When there are just two of you there is the luxury of a full ensuite and the choice of queen or single beds*.

Ample cupboard space including robes will give you all the storage you need. And you'll love preparing meals in the kitchen with the lot.

The ensuite features a full bathroom including toilet, shower and hot running water for all your creature comforts.

There are models to optimise open plan living and others to give you the ultimate storage. The choice is yours. Wherever you are heading from the mountains to the coast, the Skygazer is a brilliant caravanning experience.



FEATURES

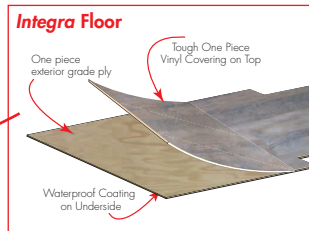
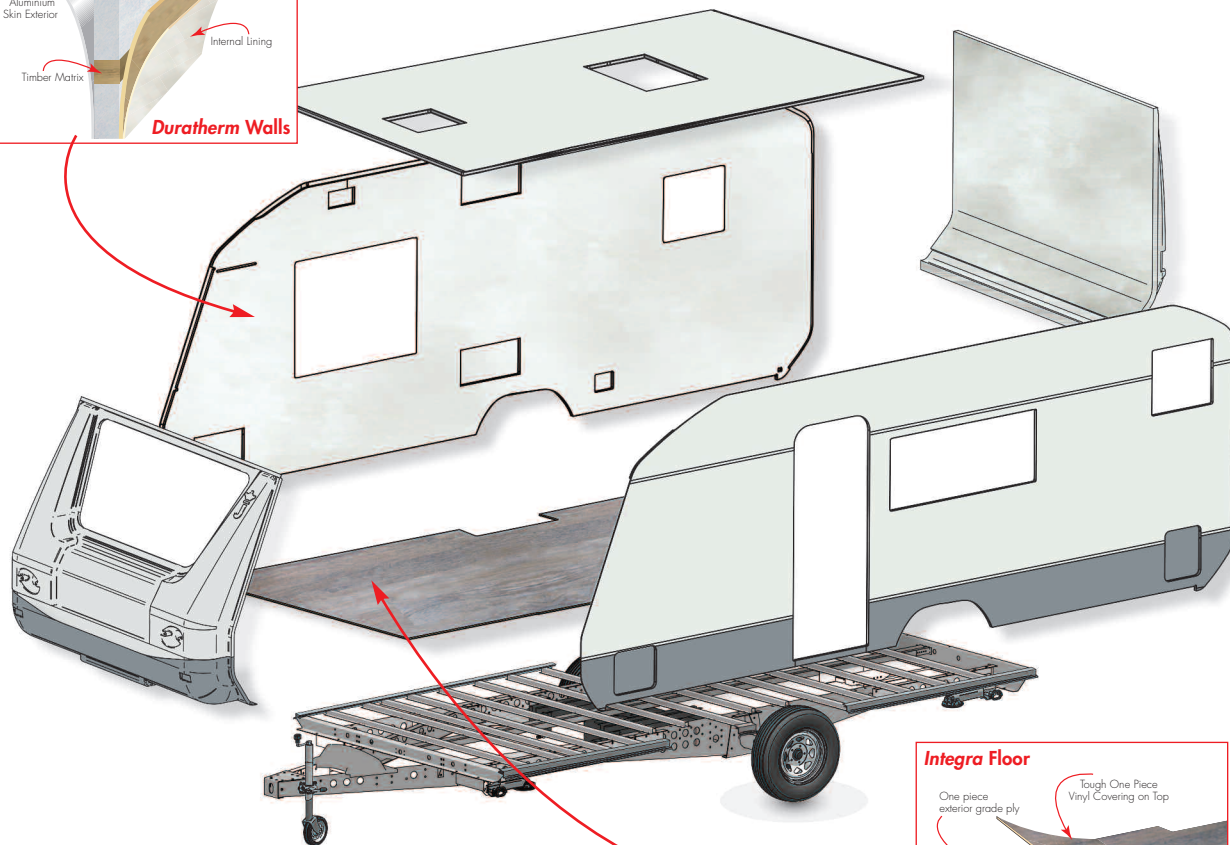
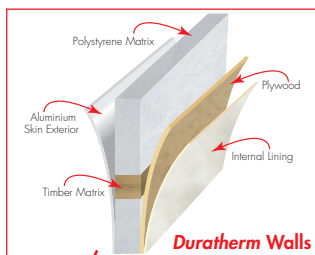
- A. Microwave
- B. 3 way fridge / freezer - auto
- C. 3 burner gas / 1 burner electric stove top / gas grill
- D. 12 volt LED lighting

** See layouts page for bed size by model*



JURGENS

**ENGINEERED FOR
ADVENTURE**



TOP TO BOTTOM

UniskinROOF

- One piece roof
- No joints to leak
- Tough enough to walk on
- Great thermal & acoustic insulation
- High impact / hail resistance

DurathermWALLS


- Great thermal & acoustic insulation
- High impact / hail resistance
- Aluminium outer walls – low maintenance
- Fibreglass ends – tough & insulated
- No wiring / plumbing inside walls

IntegraFLOOR

- One piece floor
- Exterior grade ply
- Bolted and bonded to chassis
- Adds structural integrity

OptimaCHASSIS

- Engineered strength in & weight out
- Optimise durability & towing safety
- Bolted construction - high tensile, nyloc nuts
- Hot dip galvanised
- Fully independent suspension



Independent Suspension
AL-KO IRS - proven dirt road capable



AL-KO Electronic Stability Control
optional



Alloy rims - proven performers with a touch of class



Double glazed windows for thermal & acoustic insulation

TECHNICAL DATA

| | | | | |
|---|--------------|--------------|--------------|--------------|
| Berths | 2 | | | |
| Body length - external mm / ft | 5542 | 18'3" | | |
| Body length - internal mm / ft | 4920 | 16'1" | | |
| Overall length - external mm / ft | 6565 | 21'6" | | |
| Overall width mm / ft | 2350 | 7'9" | | |
| Internal width mm / ft | 2200 | 7'3" | | |
| Overall external height (inc. air conditioner) mm / ft | 2770 | 9'1" | | |
| Internal height mm / ft | 1910 | 6'3" | | |
| WEIGHTS BY MODEL | J2201 | J2203 | J2205 | J2207 |
| ATM - kg | 1800 | 1800 | 1800 | 1800 |
| Tare weight - kg | 1470 | 1470 | 1465 | 1485 |
| Max. carrying load - kg (will reduce with the inclusion of options) | 330 | 330 | 335 | 315 |
| Towball tare weight - kg | 140 | 140 | 140 | 145 |

EXTERIOR FEATURES

Performance

| | |
|--|--|
| <i>Optima</i> chassis - galvanised. Engineered for maximum strength and minimum weight | AL-KO Independent Rubber Suspension - proven dirt road capable |
| <i>Duratherm</i> walls - composite construction for impact resistance, insulation and weight saving - 23mm thick aluminium outer skin for protection internal 20 mm high density foam for insulation with structural matrix for strength durable ply on inside of foam core for strength interior lining - wash & wear | Shock absorbers |
| | Single axle |
| | 12" off road electric brakes |
| | Stud pattern - Land Cruiser 6 Stud |
| | Alloy rims 14" |
| Front and rear panels - tough fibreglass construction | Tyres - 195-R14C |
| <i>Uniskin</i> roof - one piece construction. No joints to leak and tough enough to walk on. | Spare wheel - housed in front boot |
| <i>Integra</i> Floor - waterproof coating on underside one piece exterior grade ply tough one piece vinyl covering on top | AL-KO coupler |
| | Jockey wheel |
| | Corner steadies |

Function

| | |
|--|-------------------------------------|
| Awning - roll out | Gas bottles 4.5kg x 2 |
| Water pump - 12v | External access to internal storage |
| Hot water service - gas / electric 240v | Roof hatch large |
| Water tanks - 80 litre - durable polyethylene construction | 240 volt inlet - external |
| Water tank filler / mains pressure inlet | Annexe light LED 12 volt |
| Water tap external (works off mains pressure and water tank) | Marker lights LED external |
| Double glazed windows for thermal and acoustic insulation | Grab handles |
| Stone protection blanket | Jack - scissor type |
| Large lockable easy access boot | |

INTERIOR FEATURES

Comfort & liveability

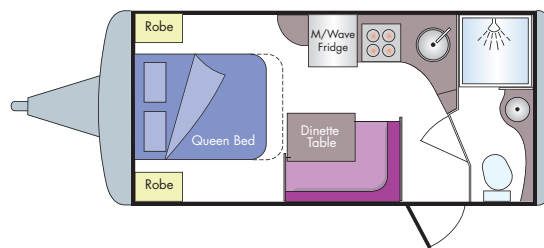
| | |
|--|--|
| Queen size extendable bed (1900mm l x 1500mm w) J2207 - (1900mm l x 1420mm w) or 2 x single beds - refer layouts | Radio / CD player |
| Ensuite (shower / cassette toilet / vanity) | Flick mixer tap (hot & cold) |
| Furniture - poplar ply, precision CNC router construction | Blinds / flyscreens on all windows and doors |
| Wall and furniture surfaces - wash & wear | Curtains |
| Vinyl floor - hard wearing | Crockery set - plastic (6 person) |
| Fridge / freezer - 3 way AES 128 litre | Technical |
| Grill (gas) / stove top (3 burner gas & 1 burner electric) | Lighting system 12 volt LED |
| Ranghood 12 volt | 12v socket for TV connection |
| Microwave | Battery - On board |
| Airconditioner - reverse cycle | Water tank level & battery indicator |
| TV / DVD & antennae / booster | Fire extinguisher & smoke alarm |

LAYOUTS

J2201 - Ensuite & Queen Bed

Queen Bed Dimensions - 1900mm L x 1500mm W

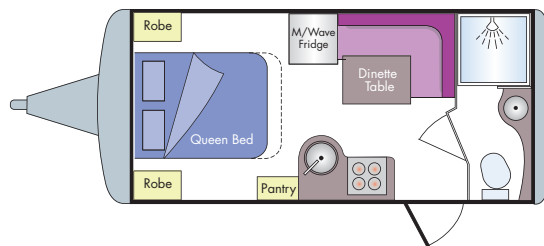
Spare wheel housed in front boot



J2203 - Ensuite & Queen Bed

Queen Bed Dimensions - 1900mm L x 1500mm W

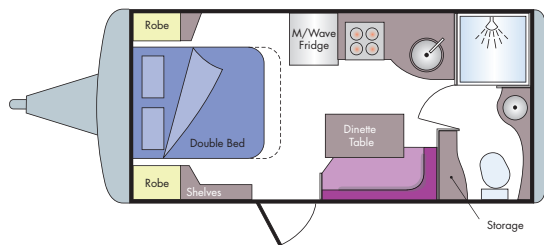
Spare wheel housed in front boot



J2207 - Ensuite & Double Bed

Double Bed Dimensions - 1900mm L x 1420mm W

Spare wheel housed in front boot



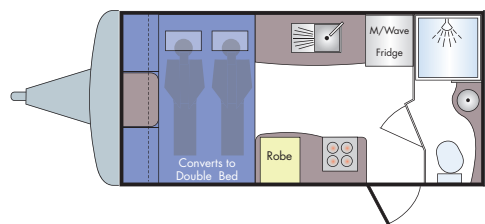
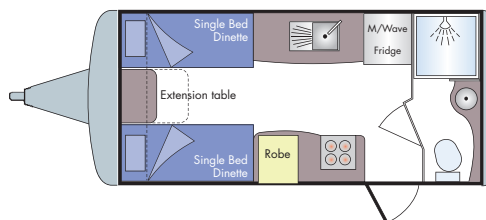
Euro Style Convertible Bed

J2205 - Dinette / Twin Single Beds / Converts to Double

Single Bed Dimensions - 1900mm L x 800mm W

Double Bed Conversion Dimensions - 2200mm L x 1300 W

Spare wheel housed in front boot



All dimensions are approximate. All weights have a +/- tolerance and vary depending on components added to or removed from van. Specifications and aesthetics subject to change without notice. Pictures are illustrative only and may show optional extras.



JURGENS CARAVANS

Proudly built in Pakenham, Victoria, Australia

Your Authorised Jurgens Dealer:

www.jurgens.com.au

MARKBRO2/0817/5k