

EXCLUSIVE TO

KRATZMANN

CARAVANS

SCAN FOR GALLERY

FULL OFF ROAD

EXCLUSIVE TO

KRATZMANN

CARAVANS

SCAN FOR GALLERY

SEMI OFF ROAD

Essential Exceed ATX Xtreme Off Road Caravan because a tough-as caravan should still look damn good.

Designed for comfort, control and durability on bitumen and graded dirt roads the All New Exceed ATX is sure to please.



Sitting on a legendary G&S Chassis and riding on the patented Control Rider Independent Twin Shock Suspension this van is purpose built for the rugged Aussie Outback.

Featuring 300 Watts of Solar, Grey Water, Piano Hinges, Big Tool Box with Jerry Cans and Generator Slide just to name a few of the standard inclusions, you know this caravan is purpose built for Off Road Adventures



Think style, think luxury and expect genuine toughness, then think the all new fully designed Essential Exceed ATX Xtreme Series Off Road caravan.



The Essential Exceed ATX Series is designed for the caravan traveller wanting to get away without going all the way.

Experience tells us that not all caravan travellers want to stay exclusively on the 'bitumen', some want the ability to travel and explore down the odd dirt track or two. If this sounds like you then this could be your caravan.



Suitable for use on graded dirt and non-corrugated gravel roads the all new Essential Exceed ATX Series is what we like to call our 'Semi Off Road' caravan.

Inspect one today and you'll soon be getting away.

Burpengary

(07) 3888 2755

194 Eastern Service Road

Burpengary QLD 4505

www.kratzmann.com.au

Loganholme

(07) 3106 1299

3956 Pacific Highway

Loganholme QLD 4129



Burpengary

(07) 3888 2755

194 Eastern Service Road

Burpengary QLD 4505

www.kratzmann.com.au

Loganholme

(07) 3106 1299

3956 Pacific Highway

Loganholme QLD 4129





## Chassis

6" SupaGal Heavy Duty Chassis.  
6" A-Frame Return to Spring Hangers.  
A-Frame extended 400mm.  
Tool Box with 2 Jerry can holders.  
2" Chassis Raiser.  
235/75 R15 All Terrains & 15" Alloy Wheels.  
8" Jockey Wheel.  
Wind Up Jack.  
Recessed D035 Coupling.  
Heavy Duty 3 Arm Bumper with Bike Tongue.  
Spare Wheel Fitted to Bumper Bar (Bolt On).  
Aluminium Pull Out Step.  
10" Electric Brakes to All Wheels.  
A-Frame Tap.  
Drop Down Stabilizer Stands.  
Brakesafe Break-Away Safety System.  
Galvanized Wheel Arches.  
Water Tank Stoneguard/s.  
Alko Enduro 'Cross Country' Suspension.

## Internal

Smoke Detector.  
Fire Extinguisher.  
Recessed Cook Top with Lid Over Stove.  
Innerspring Queen Mattress.  
Mirror in Ensuite.  
Grab Handle on Entry Wall at Door.  
Drawers on Metal Runners.  
Full Laminate Splashback & Benchtops.  
Towel Rail and Toilet Roll Holder.  
Microwave.  
Top Loading Washing Machine (Not Standard In Family Van models).  
12V Rangehood.  
Cutlery tray.  
Piano Door Hinges.  
Bedspread.  
Infill Panels.  
Shelf & Mirror Above Bed Head.

## Electrical

Bulk Heads with Strip Lights.  
LED External Lights.  
Battery Pack incl. Smart Charger.  
2 x 100Amp Batteries.  
Roof Top Digital Wineguard TV Antenna.  
24" Flatscreen TV on Wall Mounted Bracket.  
DVD/CD/Radio Player  
2 x Internal Roof Speakers.  
2x External Marine Speakers.  
12 Pin Trailer Plug with Charging & Fridge Capabilities.  
Full Oven with 3 Burner Gas & 1 240v Element.  
Power Points Throughout (2x Bedroom, 1x Kitchen, 1x Lounge, 1x Ensuite).  
240V 15AMP Inlet & 240V 15AMP Outlet.  
Circuit Breaker & Earth Leakage.  
2 x 150W Solar Panels on Roof with 30A Regulator.  
Reversing Camera & Car Monitor Kit.  
12V/USB Socket & TV Point at Dining Table and Outside Table.  
LED Lighting - Roof, Kitchen, Ensuite.  
2 LED Reading Lights in Bedroom.  
2 LED Reading Lights in Lounge.  
1 LED Annexe Light.  
Door Light & Entry Handle.

## Cladding

Silver High Profile Aluminium Cladding.  
Grey Comp Panel Upper Front To Roll.  
Black Checker-Plate Front, Sides & Rear (2 x Sheets High).  
Black Composite Panel above Checker-Plate at Rear to Roof.  
J/Mould Wheel Spat.

## Plumbing

Mains Pressure Water Inlet.  
Waste Water Outlet.  
Lockable Water Tank Inlet.  
2 x 95L Water Tanks.  
12V Water Pump.  
Suburban Gas/Electric Hot Water System.  
Water Filter to Sink with Separate Tap.  
2 x 9kg Gas Bottles w/ Changeover Reg.  
A-Frame Mains Pressure Tap.  
External Gas Bayonet At Front Boot (Door Side).  
China Vanity to Ensuite.  
Ceramic Bowl Toilet.  
Flick Mixer Taps.  
Large Deep Stainless Kitchen Sink with Drain.  
Grey Water Tank.  
Dometic 2 Door 3 Way Fridge / Freezer.

## External

Insulated Roof & Walls with Meranti Timber Frame.  
Roll Out Awning.  
Double Glazed Push Out Windows & Integrated Blinds.  
Galvanized Front Tunnel Boot with Large Access Doors.  
Black External Trim.  
Radius Triple Locking Security Main Door.  
Roof Skylights with Blind & Flyscreen.  
12V Fan Hatch to Shower & Toilet.  
Grab Handles to Each Corner of Van.  
External Fold Down Picnic Table.  
IBIS MK3 Roof Air Conditioning (or equivalent AC).

ALL LAYOUTS AVAILABLE IN BOTH  
ATX AND ATX XTREME

## Chassis

G&S Chassis.  
6" SupaGal Heavy Duty Chassis.  
6" A-Frame Return to Spring Hangers.  
Control Rider T5 Suspension.  
A/Frame 450mm Extended.  
265/75/R16 All Terrain & 16" Alloy Wheels.  
8" Jockey Wheel.  
Wind Up Jack.  
Recessed D035 Coupling.  
Heavy Duty 3 Arm Bumper with Bike Tongue.  
Spare Wheel Fitted to Bumper Bar (Bolt On).  
Lockable Coupling with Twin Safety Chains.  
12" Electric Brakes to All Wheels.  
A-Frame Tap.  
Drop Down Stabilizer Stands.  
Brakesafe Break-Away Safety System.  
Galvanized Wheel Arches.  
Water Tank Stoneguard/s.  
Aluminum Pull Out Step.  
Toolbox (TB7-JDC) with Jerry Can Holders & Generator slide.  
Batteries Mounted on Chassis (Off Side).

## External

Insulated Roof and Walls with Meranti Timber Frame.  
Roll Out Awning.  
Double Glazed Push Out Windows & Integrated Blinds  
Galvanized Front Tunnel Boot with Large Access Doors.  
Black External Trim.  
Radius Triple Locking Security Main Door.  
Roof Skylights with Blind & Flyscreen.  
12V Fan Hatch to Shower & Toilet.  
Grab Handles to Each Corner of Van.  
External Fold Down Picnic Table.  
D-Flector Stone Guard.  
IBIS MK3 Roof Air Conditioning (or equivalent AC).

## Electrical

Bulk Heads with Strip Lights.  
LED External Lights.  
2 x 100Amp Battery.  
BMPro Battery Plus35 with Trek Display at Door.  
Roof Top Digital Wineguard TV Antenna.  
24" Flatscreen TV on Wall Mounted Bracket.  
DVD/CD/Radio Player  
2x Internal Roof Speakers.  
2x External Marine Speakers.  
12 Pin Trailer Plug with Charging & Fridge Capabilities.  
Full Oven with 3 Burner Gas & 1 240v Element.  
Power Points Throughout (2x Bedroom, 1x Kitchen, 1x Lounge, 1x Ensuite).  
240V 15AMP Inlet & 240V 15AMP Outlet.  
Circuit Breaker & Earth Leakage.  
2 x 150W Solar Panel on Roof.  
Reversing Camera & Car Monitor Kit.  
12V/USB Socket & TV Point at Dining Table and Outside Table.  
LED Lighting - Roof, Kitchen, Ensuite.  
2 LED Reading Lights in Bedroom.  
2 LED Reading Lights in Lounge.  
1 LED Annexe Light.  
Door Light & Entry Handle.  
LED Spot lights Font, Rear & off Side.  
12V External Plug Above Wheel Spat - (Off Side).

## Cladding

White Composite Panel Cladding.  
Black Checker-Plate Front Sides & Rear.  
Checker-Plate Wheel Spat.

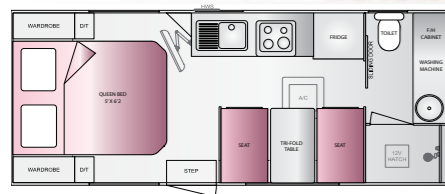
ALL LAYOUTS AVAILABLE IN BOTH  
ATX AND ATX XTREME

## Plumbing

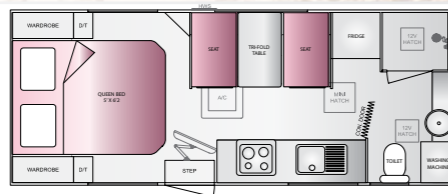
Mains Pressure Water Inlet.  
Waste Water Outlet.  
2 x Lockable Water Tank Inlet.  
2 x 95L Water Tanks.  
12v Water Pump.  
Dual 9kg Gas Bottles w/ Changeover Reg.  
A-Frame Mains Pressure Tap.  
External Gas Bayonet at Front Boot (Door Side).  
China Vanity Basin to Ensuite.  
Ceramic Bowl Toilet.  
Flick Mixer Taps.  
Large Deep Bowl Stainless Kitchen Sink with Drain.  
Water Filter to Sink with Separate Tap.  
Suburban Gas/Electric Hot Water System.  
Dometic 2 Door 3 Way Fridge / Freezer.  
Grey Water Tank  
External Shower.

## Internal

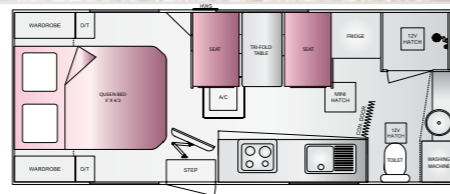
Smoke Detector.  
Fire Extinguisher.  
Recessed Cook Top with Lid Over Stove.  
Innerspring Queen Mattress.  
Mirror in Ensuite.  
Grab Handle on Entry Wall at Door.  
Drawers on Metal Runners.  
Full Laminate Splashback & Benchtops.  
Towel Rail and Toilet Roll Holder.  
Microwave.  
Top Loading Washing Machine (Not Standard In Family Van Models).  
12V Rangehood.  
Cutlery tray.  
Piano Door Hinges.  
Bedspread.  
Infill Panels.  
Shelf & Mirror Above Bed Head.



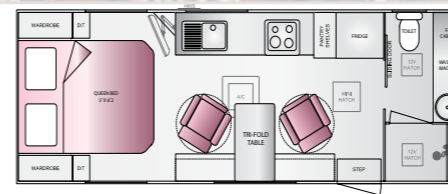
18'6 Single Axle (Design1)



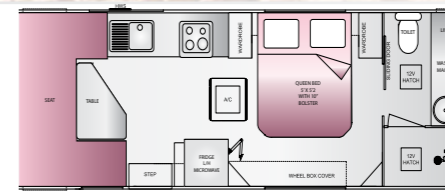
19' Tandem Axle (Design2)



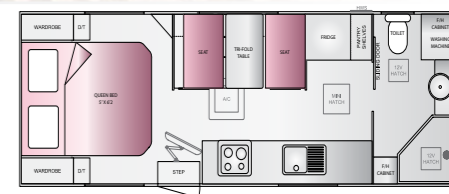
19' Tandem Axle (Design2.1)



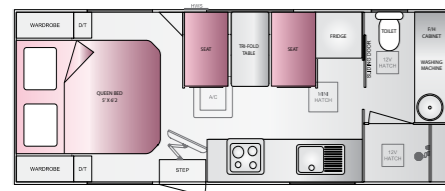
21'6 Tandem Axle (Design7.1)



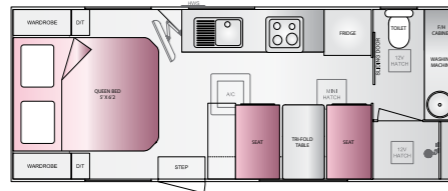
22' Tandem Axle (Design8)



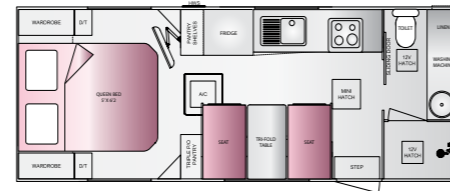
22' Tandem Axle (Design9)



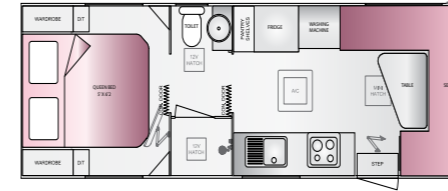
19'8 Tandem Axle (Design4)



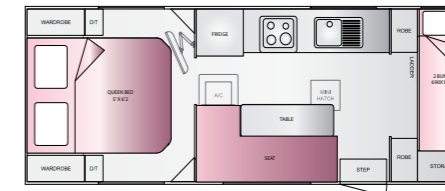
20' Tandem Axle (Design5)



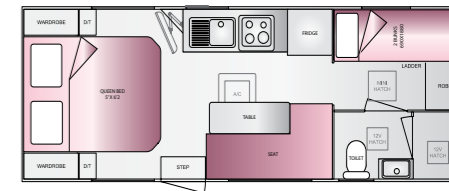
20' 6 Tandem Axle (Design5.1)



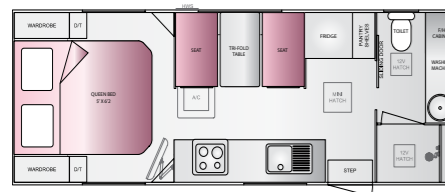
23' Tandem Axle (Design10)



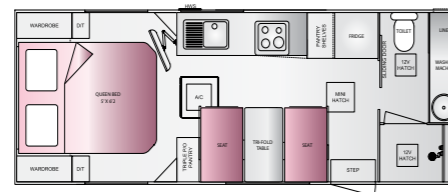
20' Tandem Axle (Family1)



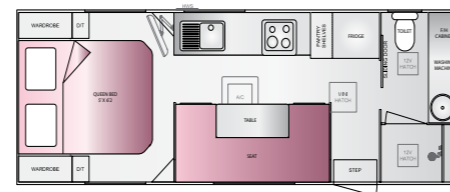
21' Tandem Axle (Family2)



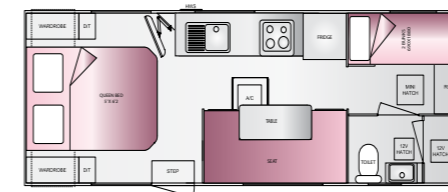
21' Tandem Axle (Design6)



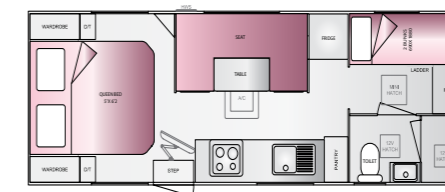
21' Tandem Axle (Design6.1)



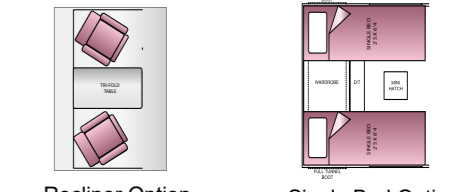
21'6 Tandem Axle (Design7)



22' Tandem Axle (Family2.5)



23' Tandem Axle (Family3)



Recliner Option  
Available in Layout 8

Single Bed Option  
Available in most layouts

Essential Off Road and Semi Off Road caravans including but not limited to; 'Adventurer' - 'Highlander' - 'ATX' - 'ATX Xtreme' off-road range of caravans and also including 'Upgraded Independent Suspension Touring caravans', have been designed and constructed to give added strength and ground clearance, For limited unsealed road usage. Gas venting regulations and other construction restraints limit the effectiveness of these caravans against dust and water penetration. Under no circumstances should these caravans be exposed to water crossings at, or above, body floor level. Essential Caravans strongly recommend towing at a safe speed according to travel conditions with extra care and attention required on uneven surfaces. Essential Caravans off-road caravans are not designed for hard impact or heavy landings or severely rutted roads or tracks.Semi Off Road 'Adventurer' and 'ATX' Models are not designed for any surface other than sealed or graded gravel and graded dirt roads. Under no circumstances are Semi Off Road models to be taken over corrugations or rutted roads.Off Road and Semi Off Road Essential Caravans are not designed for use on 'Four Wheel Drive Only' tracks under any circumstances.