

Camper Product Range

Goldstream RV



With you all the way

WWW.GOLDSTREAMRV.COM.AU

Taking you places
NEVER BEFORE EXPLORED





At Goldstream RV we are committed to our customers, our brand, our people and our product. For well over 20 years we have been providing modern day explorers, just like you, with quality Australian made vans that will take you further in discovering the beauty and vastness of this great country.

We pride ourselves on manufacturing vans using only the highest quality materials and in the smartest finish and designs available. It's from this solid foundation, that our reputation has grown to what it is today, with many of our owners going on to become repeat customers, safe in the knowledge they are buying a van with great resale value.

Welcome to the Goldstream RV Camper Trailer range, your world of adventure starts here.



▲ Storm RL Off Road



▲ Storm Adventure Package




▼ Queen Bed



▼ Oven



▼ Roll-Out Stove



▼ Seating & Table

Storm

The Storm is our flagship range and the largest Camper Trailer in our line-up. It has been popular for well over 20 years and has been updated, to now offer 3 design layouts, there's sure to be one that suits your family's needs.

The first thing that is apparent when you walk through the door of a Storm, is the huge kitchen fully equipped with fridge, full separate oven, grill and 4-burner hotplates, microwave, kitchen sink and huge kitchen bench space raised higher than all other campers on the market. Internal space has been maximised, with numerous large storage drawers and cupboards with shelving throughout. Large seating areas big enough to seat a family comfortably and the expansive bench and cupboard space makes the Storm models a great family choice. On the outside, the Storm Camper models have roll-out stoves as standard great for a quick meal stop along the way, a large front storage boot and a side opening access door ideal for storing items such as camping chairs.

The Storm RL 'Vacationer' model is the most recent addition to the line-up and has proven itself to be a popular model. It offers several different features as standard and it has been designed as a complete getaway package. The package consists of many of our most popular optional upgrades, the Off Road Package with 12" brakes, alloy wheels, bed end flys, bag awning, front checker plate, bumper bar with 2 jerry can holders, 12-volt power outlet, solar pre-wire, breakfast bar and 'Vacationer decals.' We have taken out the oven from the inside, the roll-out stove and side checker plate from the outside, which completes the package from the normal standard features list. The stylish Storm RL 'Vacationer' will be a hit wherever you go whether it be a caravan park for a family getaway or down by a quiet river enjoying the great outdoors.

INTERNAL STANDARD FEATURES

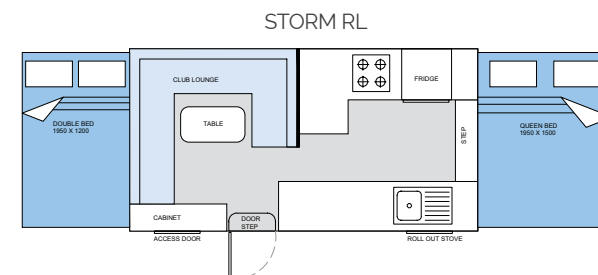
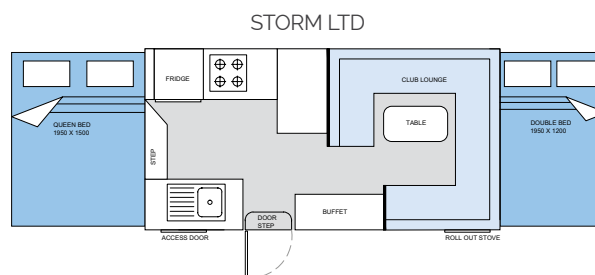
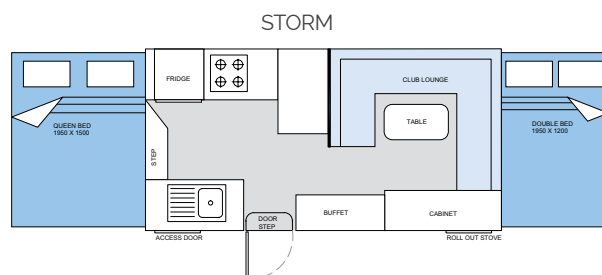
- 4-Burner Grill with Oven (no Oven in a Vacationer)
- 93L 3-Way Fridge
- Ezy Slide Bed on Rollers
- Slide-Out Pantry (most models)
- Fully Recessed Door Furniture
- Large Drawers on Bearing Slides
- Table to Bed Converter
- Microwave
- Front Queen Size Bed
- Ezy Glide Curtains
- 12-Volt LED Roof Lights
- 15mm Ply Furniture
- 12-Volt Pump to Sink

EXTERNAL STANDARD FEATURES

- 14" Sunraysia Wheels
- Duragal Chassis
- 9kg Gas Bottle
- Drop Down Stabilisers
- External Access Door
- Mains Pressure Reducer
- One-Piece Roof
- ABS Rear Body Mould
- Roll-Out Stove (except Vacationer)
- Built-In Step
- Front Locking Boot
- Water Tank Guard
- 59L Water Tank

WEIGHTS & MEASUREMENTS

	STORM & LTD	STORM RL & VACATIONER
Travel Length	6100mm	6000mm
Body Length	4600mm	4500mm
Width	2130mm	2130mm
Travel Height	1610mm	1610mm
Open Length	6850mm	6750mm
Tare (Approx.)	1320kg	1310kg
Ball Weight (Approx.)	140kg	125kg






▲ Wing 3



▼ Kitchen & Lounge



▼ Shower & Toilet



▼ Club Lounge

Wing

The Wing is where it all began well over twenty years ago and it's still a favourite, whether you are planning weekends away or the big lap! With 3 different layouts rounding out the range, there's sure to be one to suit your family's needs.

The Wing 3 layout is designed for the largest of families and comprises of a huge club lounge at the front, a large table and dinette area and a spacious kitchen which runs down the side of the camper. The Wing 3 will sleep 6 with ease and even more with the optional club lounge table at the front.

Wing 3 ST has all your comforts covered, including a shower cubicle and toilet complete with hand basin, the same as what you would see in any full size caravan! The front of the Camper has a large L shaped seating area and a dinette seat opposite the table. The kitchen offers generous bench and preparation space and comes with 93L fridge, 4-burner stove and sink. This Camper is perfect for a family holiday with all the conveniences.

Wing 2 RL is our smallest body Camper Trailer, but big on useable space. With a size suited to modern garage storage capabilities this model is surprisingly large on the inside, with a large seating table area that will comfortably seat 4 people with ease. Plenty of storage under seats and a large size kitchen with more cupboard and bench space than anything else on the market in its size. Preparing meals will be a dream, it may look compact but it's big on design and floor space.

INTERNAL STANDARD FEATURES

- 4-Burner Grill
- 93L 3-Way Fridge
- Ezy Slide Bed on Rollers
- Slide-Out Pantry (most models)
- Fully Recessed Door Furniture
- Large Drawers on Bearing Slides
- Table to Bed Converter
- Microwave (Except Wing 3 ST)
- Front Queen Size Bed
- Ezy Glide Curtains
- 12-Volt LED Roof Lights
- 15mm Ply Furniture
- 12-Volt Pump to Sink

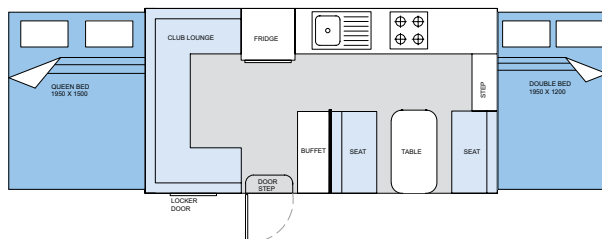
EXTERNAL STANDARD FEATURES

- 14" Sunraysia Wheels
- Duragal Chassis
- 9kg Gas Bottle (2 x 9kg on Wing 3 ST)
- Drop Down Stabilisers
- Built-in Step
- Mains Pressure Reducer
- One-Piece Roof
- ABS Rear Body Mould
- Front Locking Boot
- 59L Water Tank (2 x Water Tanks on Wing 3 ST)
- External Access Door
- Water Tank Guard

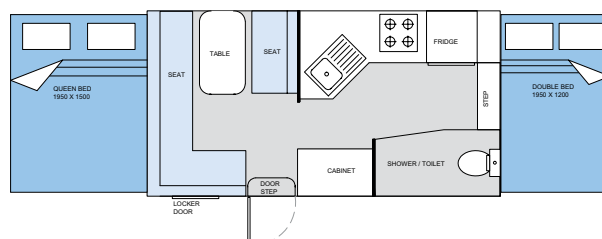
WEIGHTS & MEASUREMENTS

	WING 3 & ST	WING 2 RL
Travel Length	6000mm	5200mm
Body Length	4600mm	3800mm
Width	2130mm	2130mm
Travel Height	1610mm	1610mm
Open Length	6850mm	6050mm
Tare (Approx.)	1320kg	1230kg
Ball Weight (Approx.)	140kg	150kg

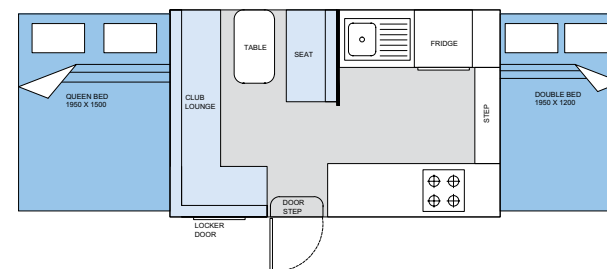
WING 3



WING 3 ST



WING 2 RL






▲ Crown ST



▼ Kitchen & Seating



▼ Shower & Toilet



▼ Queen Bed with Overhead Cabinet



▼ 4B Seating & Table

Crown

The Crown Camper Trailer has a very distinct look and is ideal for couples who are after a light weight trailer which is very easy to assemble, in fact it only takes a couple of minutes! We have 2 very different internal layouts in the Crown range with our 4B model offering a large seating area at the rear which will convert to another bed and our ST model which has the comfort of a shower and toilet in the rear corner.

Crown 4B features a comfortable café lounge providing ample seating for 4 adults and will easily convert to a double bed by dropping the table if needed. It has a large kitchen running down the driver's side of the van and comes complete with 93L fridge, sink, microwave oven, 4-burner grill plus plenty of cupboard and bench space. Above the front bed is a large 3-door overhead cupboard providing loads of additional storage space. The bed frame lifts up on gas struts to reveal more storage underneath. There is also an external access door which gives easy access to items that need to be got at quickly.

Crown ST has all the comforts of home including a shower and toilet in a full one-piece fibreglass cubicle. It has generous seating for 2 people in the L-shape lounge located near the door, a large kitchen and loads of bench space. It has the same lift up bed and overhead cupboard as the Crown 4B. In addition, the ST model comes with 2 x 9kg gas bottles and 2 x 59L water tanks along with a hot water service as standard to provide plenty of hot water to the shower and sink.

INTERNAL STANDARD FEATURES

- 4-Burner Grill
- 93L 3-Way Fridge
- Slide-Out Pantry (most models)
- Fully Recessed Door Furniture
- Large Drawers on Bearing Slides
- Table to Bed Converter (Except Crown ST)
- Microwave
- Front Queen Size Bed
- Ezy Glide Curtain
- 12-Volt LED Roof Lights
- 15mm Ply Furniture
- 12-Volt Pump to Sink

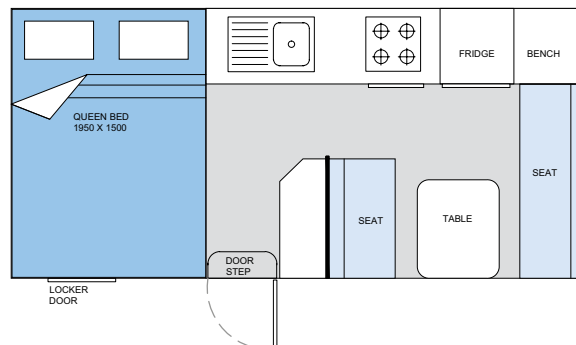
EXTERNAL STANDARD FEATURES

- 14" Sunraysia Wheels
- Duragal Chassis
- 9kg Gas Bottle (2 x 9kg on Crown ST)
- Drop Down Stabilisers
- Built-in Step
- Mains pressure reducer
- One-Piece Roof
- ABS Rear Body Mould
- 59L Water Tank (2 x Water Tanks on Crown ST)
- External Access Door to Storage Under Bed
- Water Tank Guard

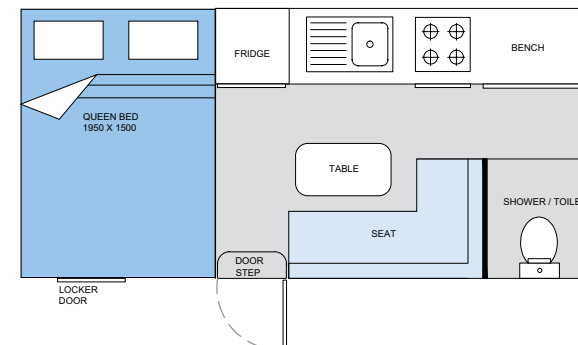
WEIGHTS & MEASUREMENTS

	CROWN 4B	CROWN ST
Travel Length	6000mm	6100mm
Body Length	4500mm	4600mm
Width	2130mm	2130mm
Travel Height	1610mm	1610mm
Open Length	4500mm	4600mm
Tare (Approx.)	1320kg	1350kg
Ball Weight (Approx.)	140kg	110kg

CROWN 4B



CROWN ST





▲ Thunder



▼ Kitchen & Queen Bed



▼ Roll-Out Stove



▼ Seating & Table



▼ Outside Storage Compartments

Thunder

Thunder — the newest model in our line-up. Three years in R&D and field testing with lots of customer feedback has resulted in the Thunder taking shape. If you long to spend maximum time enjoying the great outdoors this is the Camper Trailer for you!

The Thunder is very different from the traditional wind up Camper Trailer, for many years customers have asked for a model that offers outdoor cooking, well the Thunder has arrived and offers a completely external slide-out kitchen solution with 2-burner stove top, BBQ and kitchen sink all in a stainless steel cabinet and large external pantry with picnic table. On the inside a 93L 3-way fridge sits neatly out of the way towards the rear of the camper. With the kitchen relocated to the great outdoors, you are left with a generous amount of internal storage space.

The Thunder is designed to sleep 5 people with ease, a separate queen bed at the rear and a double bed at the front, alongside the seating area. The front section of the lounge is extra deep to accommodate the slide out kitchen storage area beneath it, this nicely doubles as an additional sleeping area without the need for a drop down table. Opposite this seating area is another return seat backing up to the bench space with a table inbetween. This area will comfortably seat 5 adults.

INTERNAL STANDARD FEATURES

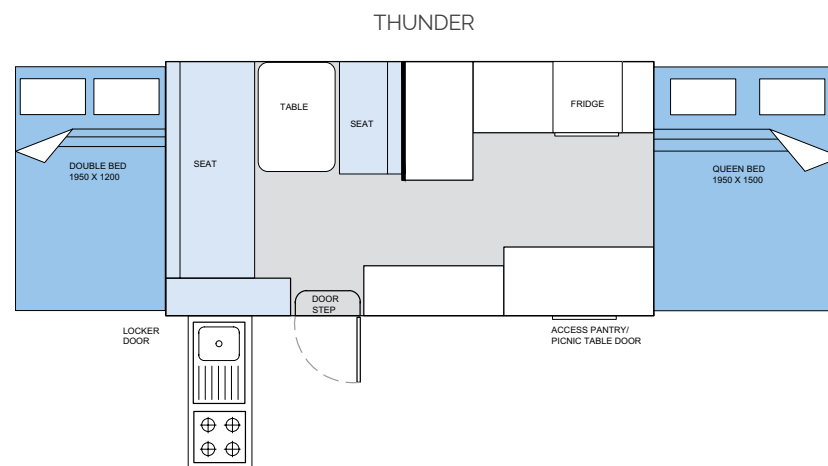
- 93L 3-Way Fridge
- Ezy Slide Bed on Rollers
- 12-Volt LED Roof Lights
- Fully Recessed Door Furniture
- Rear Queen Size Bed
- Ezy Glide Curtains
- Large Drawers on Bearing Slides
- 15mm Ply Furniture

EXTERNAL STANDARD FEATURES

- 14" Sunraysia Wheels
- Duragal Chassis
- 9kg Gas Bottle
- Drop Down Stabilisers
- Built-In Step
- Mains Pressure Reducer
- 12-Volt Pump to Sink
- One-Piece Roof
- ABS Rear Body Mould
- 59L Water Tank
- Front Locking Boot
- External Picnic Door Opening up to an Outside Pantry
- Water Tank Guard
- Slide-Out Kitchen with Stainless Steel Cabinet, Sink, 2-Burner Hotplate & Sovereign BBQ

WEIGHTS & MEASUREMENTS

	THUNDER
Travel Length	6100mm
Body Length	4600mm
Width	2130mm
Travel Height	1610mm
Open Length	6850mm
Tare (Approx.)	1370kg
Ball Weight (Approx.)	160kg



Adventure Package



▲ Adventure Package

THIS PACKAGE IS AVAILABLE ON ALL MODELS

The Adventure Package sits between our On Road and Off Road models, and is well suited for towing by the expanding SUV range of vehicles on the market. The microwave and side checker plate has been deleted from all models in this range however some great features have been included.

As the model range suggests it's all about the Adventure.

- 100 × 50mm Chassis Rails
- 15" Sunraysia Wheels with 235/75R15 Tyres
- Heavy Duty Eye-To-Eye Springs
- Shockers On Each Wheel
- Battery Pack with Charger
- Checker Plate Protection Front
- Water Tank Checker Plate Protection

▼ Beam Axle; 100 × 50mm Chassis Rails; Water Tank Protection



▼ Seating



▼ Kitchen



Off Road Package



▲ Off Road Package


THIS PACKAGE IS AVAILABLE ON ALL MODELS

This is where our manufacturing experience comes to the fore. All Off Road models have been well proven over the years to cope with Australia's road conditions and to get you further in exploring what this country has to offer.

- 150 × 50mm Main Chassis Rails
- 15" Sunraysia Wheels with 31/10.5R15 Tyres
- Heavy Duty Eye-To-Eye Springs
- Shockers On Each Wheel
- 12" Brake Hubs
- Battery Pack with Charger
- Checker Plate Protection Front and Sides
- Water Tank Checker Plate Protection




▼ Furniture



▼ Furniture



▼ Battery Pack with Charger



▼ 100 × 50 mm Box Chassis


Optional UPGRADES

INTERNAL OPTIONS AVAILABLE

- High Gloss Furniture
- R/CD/DVD
- 12-Volt Points
- Oven
- Drawer under seats
- Compressor Fridge
- 2 × Queen Bed Upgrade
- Innerspring Mattresses
- Breakfast Bar
- Child Bunk Net
- Sky Tracks

EXTERNAL OPTIONS AVAILABLE

- Coil Independent Suspension
- Redarc Battery Management Systems
- Dual Batteries
- Stone Guard
- Solar Panel
- Picnic Table
- Black Checker Plate Body
- Roof Air Conditioner
- Awnings
- Bed Flys
- Laminated Galvanized Floor
- Off Road Hitches
- Alloy Wheels
- BBQ
- Air Bag Suspension
- Outside Shower
- Jerry Can Holders





▲ R/CD/DVD



▲ Stone Guard



▲ Bed Flys

▼ Alloy Wheels




▼ Coil Independent Suspension



▼ Black Checker Plate Body



▼ Laminated Galvanised Floor



▼ Jerry Can Holders



*Proudly associated with
these Industry Partners*



DEALER STAMP:

With you all the way
WWW.GOLDSTREAMRV.COM.AU

DISCLAIMER: GOLDSTREAM RV PRODUCTS ARE COVERED BY A 12 MONTH WARRANTY. DUE TO CONSTANT IMPROVEMENTS TO PRODUCTS SPECIFICATIONS ARE SUBJECT TO CHANGE.